

# LTU3SDSS



CATEGORY TOPAZ CAFÉ RANGE

RANGE

**Topaz  
Under Counter**

UNIT

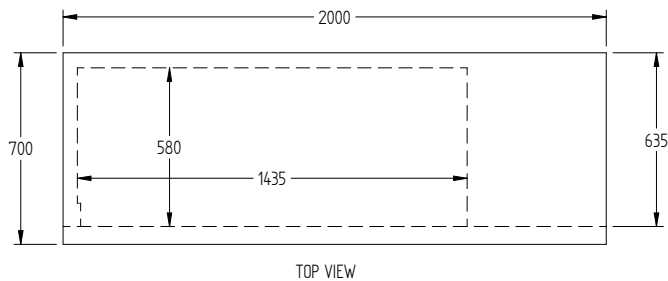
FREEZER

TYPE

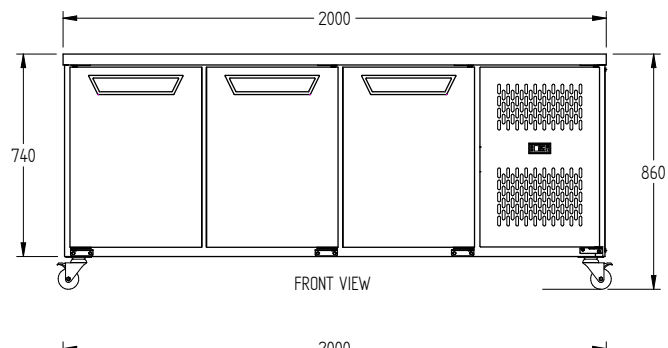
SELF CONTAINED

DOORS

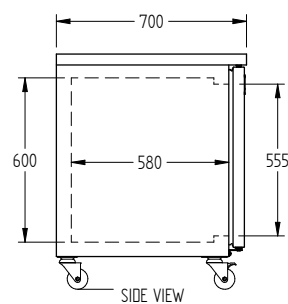
3



TOP VIEW



FRONT VIEW



SIDE VIEW

## SPECIFICATIONS

TEMPERATURE - 36°C AMBIENT ENVIRONMENT

-18°C / -22°C

CAPACITY LITRES

475

DIMENSIONS - W X D X H (ON CASTORS) MM

2000 W x 700 D x 860 H

WEIGHT UNPACKED (KG)

170

DOOR TYPE

SD (Solid Door)

FINISH (INTERIOR AND EXTERIOR EXCLUDING REAR AND UNDER)

SS (Stainless Steel)

SHELVES/DOOR

1

## ELECTRICAL

POWER SUPPLY

10 amp

POWER CABLE LENGTH (METRES)

2

RUNNING AMPS

4

## GAS TYPE

REFRIGERANT

404a

\*\*\* For **OPTIONS** refer to the current Williams Price Guide